

Pepwave TrainFi

Features



Always-on Internet Enabling New Applications

TrainFi easily delivers services such as voice, video, and data, and provides an excellent platform for development of advanced applications. TrainFi's advanced software algorithms give it the performance required for high speed environments, without the high cost of other mobile solutions. This allows for a mobile workforce, advanced real-time information systems, and expanded public Wi-Fi access.

Ultra-fast Roaming

The Pepwave TrainFi is capable of roaming between access points in precise time, which avoids disruptive gaps in Wi-Fi signal strength on a fast moving train. It maintains Wi-Fi network continuity without re-configuration, and ensures adequate bandwidth and consistency for multimedia content over Wi-Fi networks.




1+1 Backup (High Availability) Support

Two Pepwave TrainFi devices can be deployed in an active-standby configuration to guarantee maximum service uptime.

Profiling


Users can trace the wireless environment and trend the signal strength readings during high speed movement for analysis.



TrainFi Series

Pepwave TrainFi, housed in a ruggedized enclosure, is a purpose-built Wi-Fi modem for trains and other high speed, mass transportation systems. With its advanced algorithms, it is able to provide a stable Wi-Fi connection in a moving vehicle at speed up to 75 miles/h.

The Pepwave TrainFi is capable of roaming between access points in precise time, which avoids disruptive gaps in Wi-Fi signal strength on a fast moving train. It maintains Wi-Fi network continuity without re-configuration, and ensures adequate bandwidth and consistency for multimedia content over Wi-Fi networks.



Applications

Digital Content and Video Streaming

TrainFi makes it easy to send video, audio and other digital content to moving vehicles. You no longer have to rely on on-board storage devices or stale content libraries. Keeping your content fresh has never been this easy or inexpensive.




Video Surveillance

Security is a major concern in today's world. TrainFi has advanced roaming precision so that you can stream video feeds from inside the train over a Wi-Fi network. TrainFi is standards based, so you can utilize existing infrastructure and keep your costs low.

Specifications

| Model | TrainFi 400 | TrainFi 205 | |
|-------------------------------------|---|---|---|
| Product Code | OPW-400 | OPW-207 | |
| | Functionality | | |
| Wi-Fi Receiver Mode | ✔ Bridge Mode | | |
| | Wi-Fi Specification | | |
| WAN | 802.11 b/g | 802.11 a | |
| LAN | 1 Fast Ethernet Port | | |
| Operating Frequency | 2412-2462Mhz | 5180-5825Mhz | |
| Transmit Power 802.11b | 400mW 26dBm@1Mbps 26dBm@2Mbps 26dBm@5.5Mbps 26dBm@11Mbps (+/- 1.0dB) | 5.18~5.24GHz 17dBm@6~36Mbps 16dBm@48Mbps 15dBm@54Mbps | |
| | 26dBm@6Mbps 26dBm@9Mbps 26dBm@12Mbps 26dBm@18Mbps 26dBm@24Mbps 24dBm@36Mbps 22dBm@48Mbps 21dBm@54Mbps (+/- 1.0dB) | Transmit Power 802.11a | 5.26~5.32 GHz 20dBm@6~24Mbps 18dBm@36Mbps 16dBm@48Mbps 15dBm@54Mbps |
| Transmit Power 802.11g OFDM | | 5.745~5.825GHz 18dBm@6~24Mbps 16dBm@36Mbps 14dBm@48Mbps 13dBm@54Mbps (+/- 1.0dB) | |
| Receive Sensitivity 802.11b | -97dBm@1Mbps -96dBm@2Mbps -95dBm@5.5Mbps -93dBm@11Mbps (+/- 1.0dB) | Receive Sensitivity 802.11a | |
| | -94dBm@6Mbps -93dBm@9Mbps -91dBm@12Mbps -90dBm@18Mbps -87dBm@24Mbps -83dBm@36Mbps -77dBm@48Mbps -75dBm@54Mbps (+/- 1.0dB) | | -88dBm@6Mbps -70dBm@54Mbps (+/- 1.0dB) |
| Receive Sensitivity 802.11g OFDM | | | |
| Security | Open, 64/128-bit WEP | | |

| Model | TrainFi 400 | TrainFi 205 |
|---------------------------------|--|------------------|
| | Hardware | |
| Antenna | Not Included | |
| Antenna Connector | RP-SMA Connector | RP-TNC Connector |
| Enclosure |  | |
| | Ruggedized Metal Enclosure | |
| Dimensions | 147W x 115D x 40H mm. 5.8W x 4.6D x 1.6H in. | |
| Weight | 420 g. 0.93 lb. | |
| | Operational Specifications | |
| Power Consumption (Max.) | 7W | 5W |
| Power Input | AC Adapter: AC Input 100 to 240V, DC Output 5V | |
| Operating Temperature | -20 - 65°C | |
| Humidity | -4 - 149°F | |
| | 15 to 95% | |
| | Misc. | |
| Certifications | CE, FCC, RoHS | |
| Warranty | One-Year Limited Warranty | |

About Pepwave

Pepwave is the proven market leader in delivering specialized wireless solutions for industrial networking, wireless mobility, service providers, and professional hotspots. As an innovator of wireless technology solutions, Pepwave operates globally in cooperation with distributors, system integrators, ODM partners, and strategic alliances.

Contact Us

Sales

sales@pepwave.com

Support

support@pepwave.com

Business Development and Partnerships

partners@pepwave.com

©2010 Pepwave Ltd. Pepwave and the Pepwave logo are trademarks of Pepwave Ltd. Other brands or products mentioned may be trademarks or registered trademarks of their respective owners.

Specifications are subject to change without prior notice. Please visit our website for accurate and update specifications.